


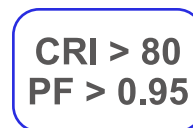
# CCT PANEL - YI Series



Change the lighting mode according to your mood!  
CCT ,Brightness Adjustable LED Panel Lights .



**Applications:** Offices / Classrooms / Malls / Hotel / Lobbies / Back of house / Restaurants / Bus Stations / Medical Facility



Factory LED Lights Inc.  
Head Office: 276 Sunset Point, Cochrane AB T4C0K9  
Warehouse: Bay 7 - 7519 30th St SE, Calgary AB T2C1V4

(587)-333-1832 Canada  
(214)-396-2232 USA  
[www.factoryleds.com](http://www.factoryleds.com)  
[vic@factoryleds.com](mailto:vic@factoryleds.com)



# SPECIFICATION

## Technical Specification

### Features & Benefits:

- 0-10V dimmable and 2.4G Wireless & CCT dimmable LED Flat Panel
- CCT adjustable from 3000K-3500K-4000K-5000K
- No need any wire connections
- UL/cUL with isolated external power supply
- LED Source: SMD2835, CRI>80, LM80 report
- High Quality LGP, imported from Taiwan, Anti-Yellow
- 5 years warranty

Input Voltage: AC100V ~ 277V 50Hz ~ 60Hz

THD:  $\leq 15\%$

PF:  $> 0.95$  Non-flicker

Power Efficiency:  $> 90\%$

Beam Angle:  $120^\circ$

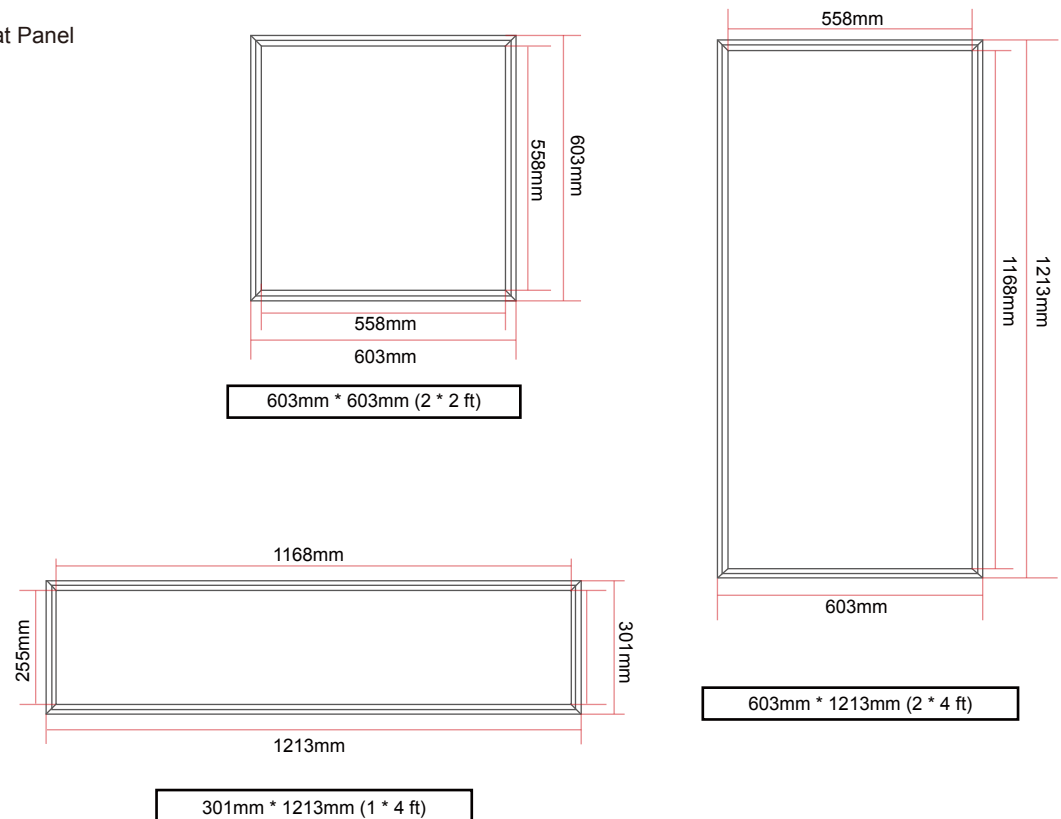
Material: Aluminum+ High Quality LGP

Working Temperature:  $-20^\circ\text{C} \sim +45^\circ\text{C}$

Storage Temperature:  $-25^\circ\text{C} \sim +65^\circ\text{C}$

IP Grade: IP40

Working Life-span: 50,000H



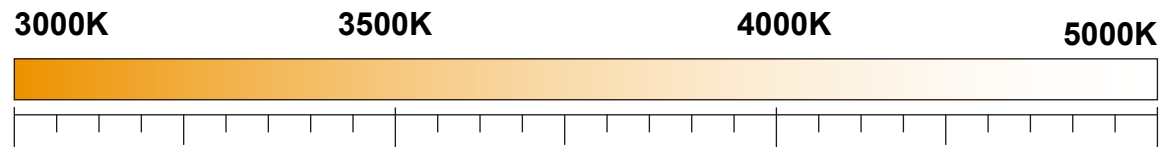


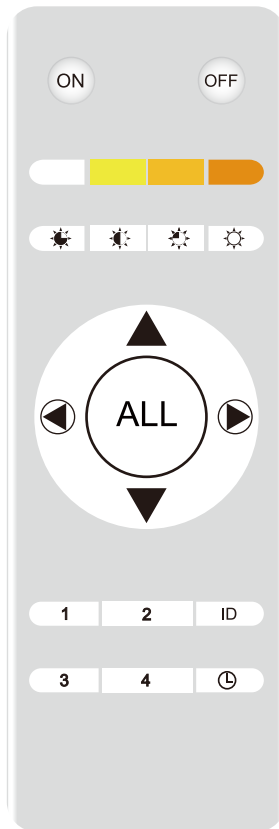
# PARAMETER



## Parameter


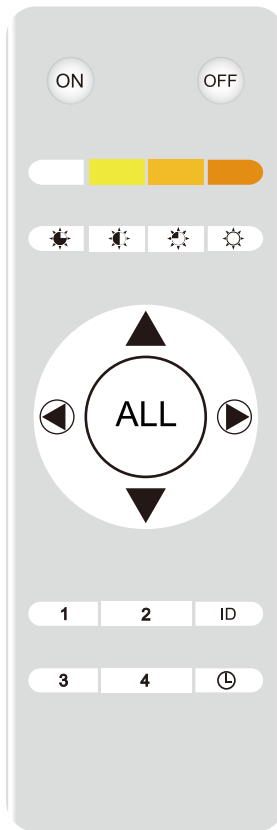
Model	Watt	Input Voltage	Lumens	LEDs	Size(mm)	CCT	N.W
FLD-PAN-36W-66-28-TG-07	36W	AC 100-277V	100-110 lm/W	SMD 2835	2 * 2 ft	3000K-5000K	3.28 kg/pc
FLD-PAN-40W-66-28-TG-07	40W						
FLD-PAN-45W-66-28-TG-07	45W						
FLD-PAN-40W-123-28-TG-07	40W				1 * 4 ft		3.77 kg/pc
FLD-PAN-45W-123-28-TG-07	45W						
FLD-PAN-50W-126-28-TG-13	50W				2 * 4 ft		6.3 kg/pc
FLD-PAN-60W-126-28-TG-13	60W						

# CCT ADJUSTABLE



CCT can be adjusted between 3000K-5000K as you wish .

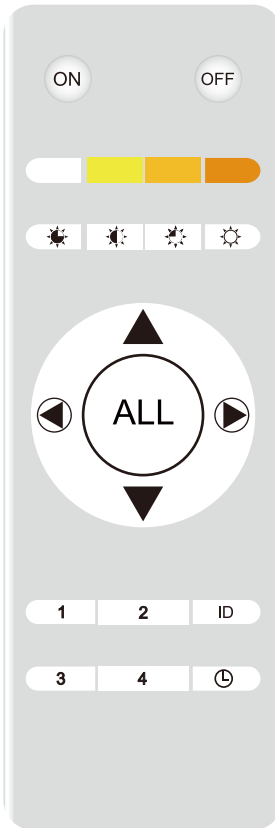
# BRIGHTNESS ADJUSTABLE




Brightness Dimming:

- ① Step Dimming
- ② Continuous Dimming

# DELAY TURN-OFF





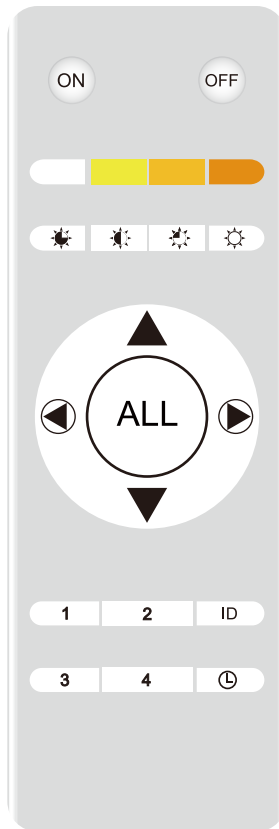
Dear,  
You forgot to turn off the lights



After 10 Seconds of each operation, it will enter the standby power saving mode. If you need to adjust again, please press the ON button, indicator light flashes is OK.




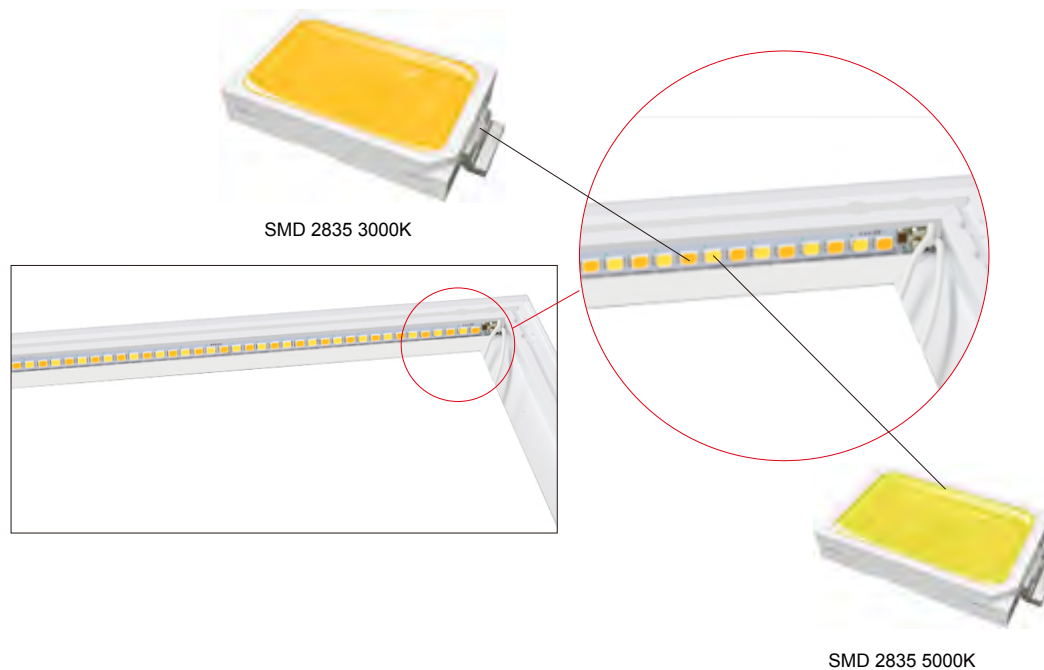
# GROUPING CONTROL



A remote-controller maximum can control 4 groups of lamps , but the numbers of lamps of each group is unlimited

# LED LIGHT SOURCE

## LED CHIPS

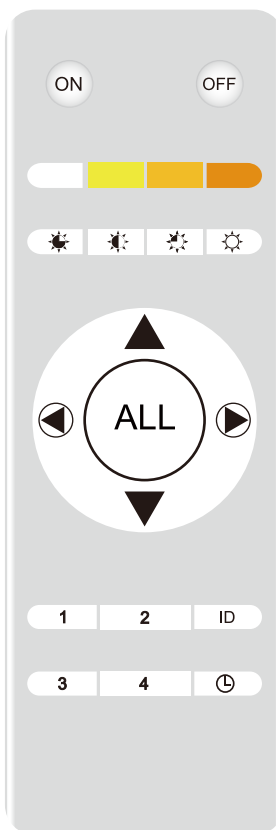


The circuit board use special single PCB but double leds, color temperature can be adjusted from 3000K to 5000k, no glare and non-flicker, which offer nature vision experience for you all day.



# REMOTE CONTROLLER

## THE HANDHELD REMOTE CONTROLLER












ON OFF	ON Turn on OFF Turn off
ID	<b>Matching code for light</b> Long pressing the 'ID' button will keep the controller's indicator on, then turn on the light and release the 'ID' button after the light flashes, matching code complete. Matching code for several lights simultaneously is available.
ID + ▼	<b>Release the code and disconnect light from remote controller</b> Press the button ID + ▼ together, then turn on the light, the light will flash to finish releasing the code on the lights.
1 2 3 4	<b>Group selecting button</b> Grouping lights (matching code process needs to be completed first). Turn off the lights, continue pressing the group selection button for 3s, then turn on the lights, the lights will flash to finish grouping.
⌚	<b>Delay turn-off</b> Press the ⌚ button, the delay function will begin after the light flashes once. The light will be turned off after 10s. Pressing the 'ON' button will cancel the delay function.
ALL	All Groups are selected
<b>Color temperature selecting/saving</b> After selecting the color temperature, press the button "OFF" then turn on the light to save the color temperature.	
5000K	4000K 3500K 3000K
25% brightness	50% brightness 75% brightness 100% brightness
▲ Increase brightness	▼ Decrease brightness ⌛ Decrease color temperature ⌛ Increase color temperature

- \* After turned on, the light will automatically detect the 0-10v dimmer setting to determine the brightness. It will default to 100% brightness if there is no dimmer input.
- \* If the dimmer is used, the light brightness will convert to 0-10v dimmer's current brightness setting.
- \* If the remote controller is used, the light brightness will only change from its current brightness.

# WALL SWITCH

## THE WALL TYPE REMOTE CONTROLLER

 	 Turn on  Turn off
	<b>Brightness adjustment</b>
	Press the 'CCT' button, the color temperature will cycle between 3000k/3500k/4000k/5000k. After shutting down/turning off the current color temperature will be saved.
  	<b>Light code combination matching button</b> Pressing the 'ON + OFF' buttons simultaneously will keep the remote controller's indicator on, turn on the light and release the buttons after the light has been on for 2s completing the matching process. Matching code for several lights together is available.
If you need to use both hand-hold controller a following copy function. <span style="float: right;">don't use this function, directly use the</span>	

The matching method of hand-hold remote controller and wall-type remote controller, the wall controller can copy some of the functions of the hand-hold controller by the following method.

NO	Grouping	Hand-hold controller	Wall-type controller
1	1	1 + ID	ON+CCT
2	2	2 + ID	ON+CCT
3	3	3 + ID	ON+CCT
4	4	4 + ID	ON+CCT
5	ALL	ALL + ID	ON+CCT

\* After 10 Seconds of each operation, it will enter the standby power saving mode. If you need to adjust again, please press the ON button, it works after the indicator flashes.

Factory LED Lights Inc.

Head Office: 276 Sunset Point, Cochrane AB T4C0K9  
 Warehouse: Bay 7 - 7519 30th St SE, Calgary AB T2C1V4


(587)-333-1832 Canada

(214)-396-2232 USA

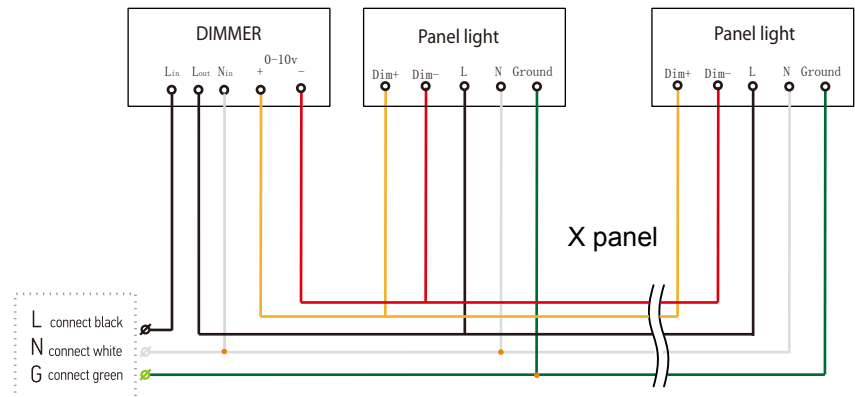
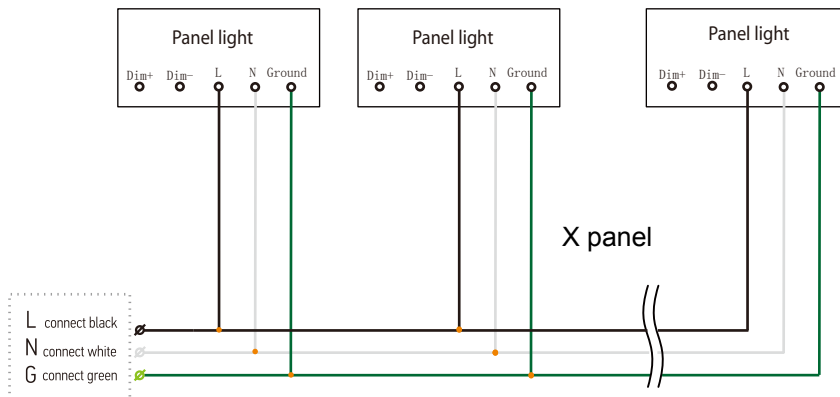
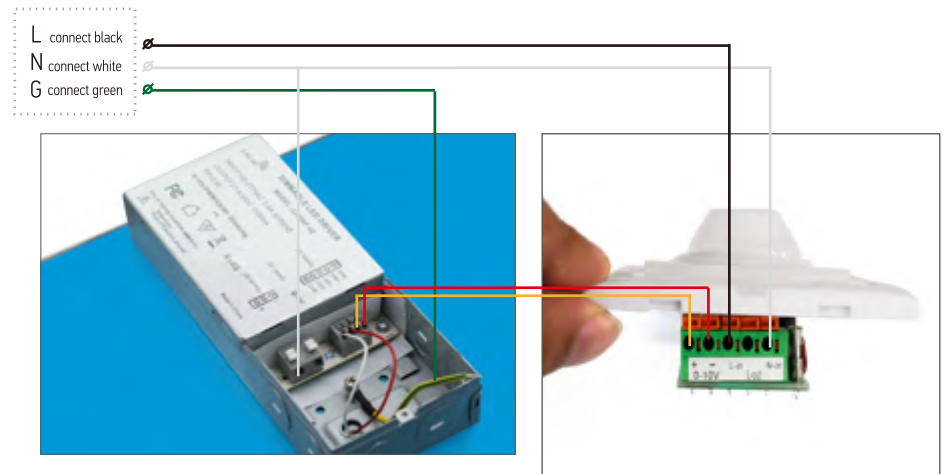
www.factoryleds.com  
 vic@factoryleds.com

# WIRE CONNECTION

## Wire Connection




## Wiring of panel light with 0-10V dimmable driver



# PACKAGE



Item	N.W.	Carton Size(mm)	Qty	G.W.	Quantity loaded by 20 GP container	Quantity loaded by 40 GP container	Quantity loaded by 40 HQ container
2 x 2 FT	3.28kg/pc	650x650x80	2pcs/CTN	8.0kg/CTN	1836	3672	4320
2 x 4 FT	6.3kg/pc	1250x650x80	2pcs/CTN	14.1kg/CTN	904	1908	2280
1 x 4 FT	3.77kg/pc	1250x350x80	2pcs/CTN	9.0kg/CTN	1672	3496	4182



Factory LED Lights Inc.

Head Office: 276 Sunset Point, Cochrane AB T4C0K9  
Warehouse: Bay 7 - 7519 30th St SE, Calgary AB T2C1V4

(587)-333-1832 Canada

(214)-396-2232 USA  
[www.factoryleds.com](http://www.factoryleds.com)  
[vic@factoryleds.com](mailto:vic@factoryleds.com)

